




Assembly Instructions

-  Scissors line
-  Cut in line
-  Mountain fold

Attach elastic (rubber bands) to the hat.

Follow the guide to attach the parts together.

Fold in half along the fold line, and glue the parts together.

Follow the guide to cut in together.

Roll up and glue

Insert into the hole

Pull into shape, attach the bon bon, and you're done!



